

**Traffix
Devices Inc.**



Engineered Products for Safer Highways



DELTA[®] Intelligent Crash Cushion

Redirective Non-Gating Crash Cushion

MASH Tested, Passed and Eligible TL-3



Co-Developed with:




Significantly Simple



- No Hydraulic Cylinders
- No Cartridges
- No Modules
- No Cables
- No Pulleys
- No Tension Bars

Easiest Installation Process




Works as its own template. Set in place, drill and install **39 anchor bolts**.



Comes almost completely pre-assembled. After anchor bolts are installed, attach the nose module with **4 bolts**.

Attenuating Energy, Simply

Attenuates energy with shear bolts tearing through cut-outs of various sizes & shapes.



Pre-Impact Panel



Post-Impact Panel

Uncompromised Testing Integrity

All tests performed at a third party ISO Certified Facility.

First Ever "Connected Crash Cushion"

The Sentinel® Impact Tracker now comes as standard equipment on every DELTA Intelligent Crash Cushion.




Weights & Measures

- Weight:** 2,210 lbs. / 1,002 kg
- Length:** 21 ft. / 6.4 m
- Width:** 30 in. / 762 mm
- Height:** 32 in. / 813 mm

3-30 Small Car, 0° Angle, 1/4 Offset	3-31 Heavy Truck, 0° Angle, Centered	3-32 Small Car, 15° Angle, Centered
3-33 Heavy Truck, 15° Angle, Centered	3-34 Small Car, 15° Angle, CIP 1 FT. Downstream from Upstream End	3-35 Heavy Truck, 25° Angle, CIP 1 FT. Downstream from Upstream End
3-36 Heavy Truck, 25° Angle, CIP 7 FT. Downstream from Upstream End	3-37A Heavy Truck, 25° Angle, Reverse CIP 4.3 FT. Downstream from Upstream End	3-38 Mid-size Car, 0° Angle, Centered

Significantly Simple and Safe



**TraFFix
Devices Inc.**

Engineered Products for Safer Highways

Distributed by:

160 Avenida La Pata, San Clemente, CA 92673
 (949) 361-5663 FAX (949) 361-9205
 www.traffixdevices.com